

Appendix 1: How to access learning, via the school website

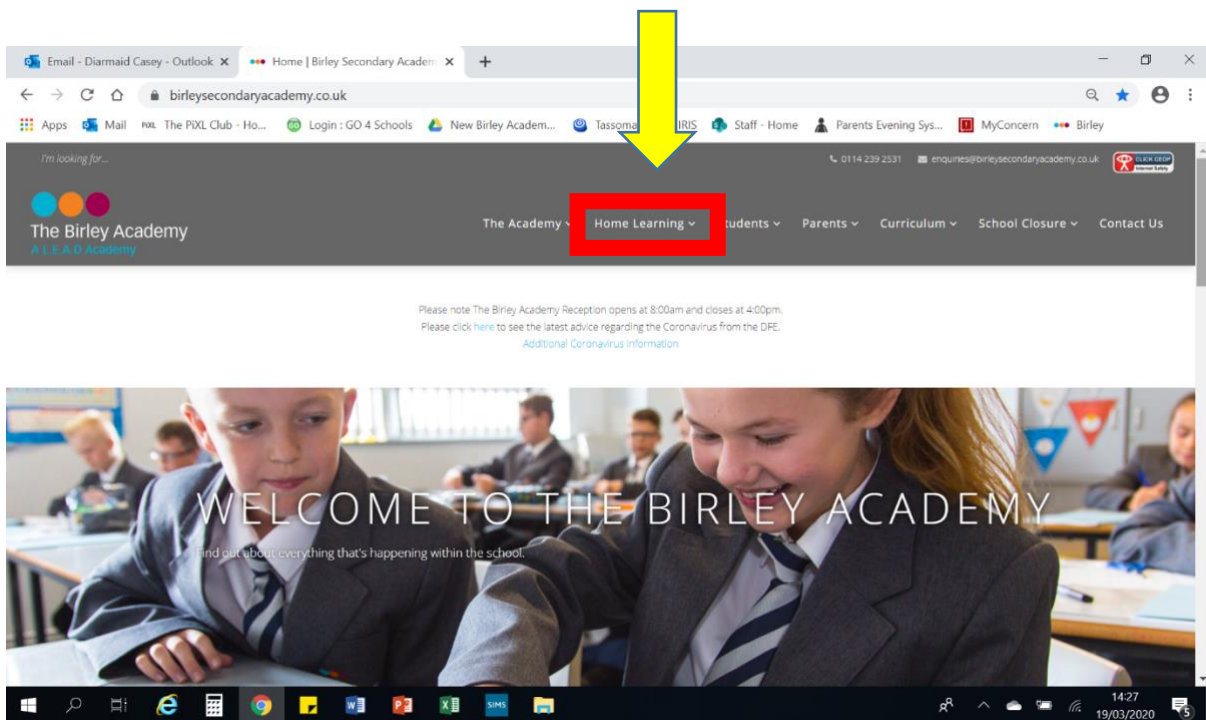
Step 1:

Via the internet, log-on to the following web address:

<https://www.birleysecondaryacademy.co.uk/>

Step 2:

You will see different drop down tabs. Please select the Home Learning option.



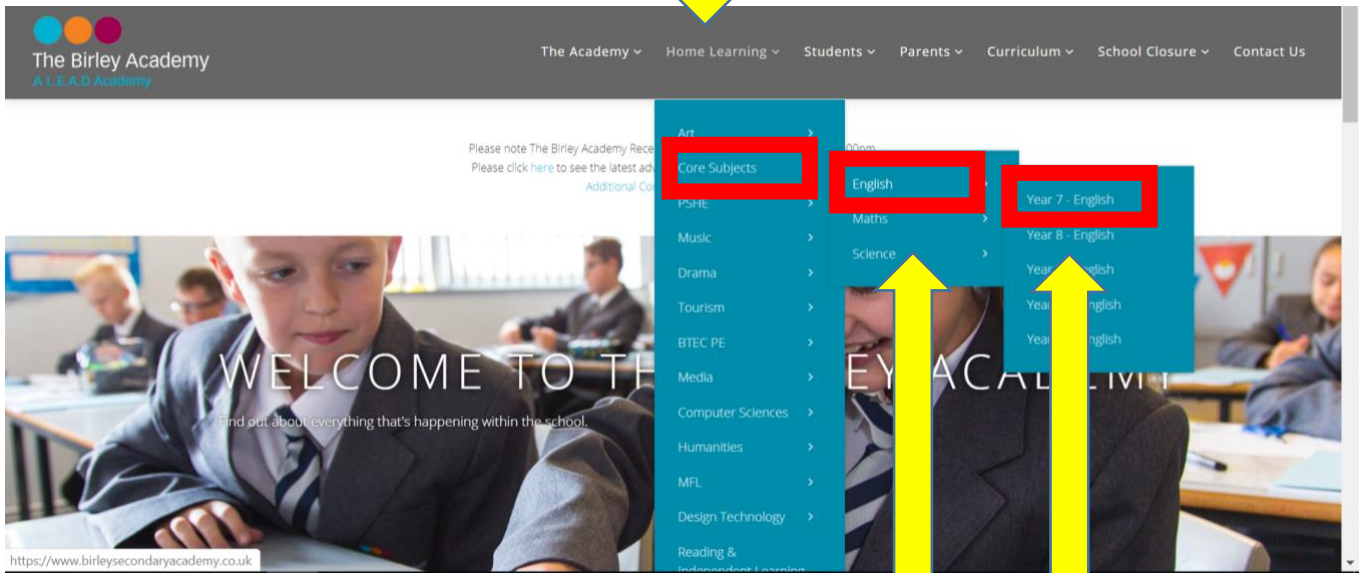
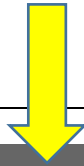
Step 3:

The Home Learning box will bring up a series of folders, e.g. Core folder.

- If you click on this (Core folder) it will bring up the English, Maths and Science subject folders.

- Core = English, Maths and Science
- Humanities = History, Geography, RS and Citizenship
- MFL = French and Spanish
- Design Technology = Food, Engineering, RM and Graphics
- Art
- Music
- Drama

- Computer Science
- Tourism
- Imedia
- PSHE



Step 4:

Click on a subject and select the year group work you are looking for.

Step 5:

You will now be able to download a Microsoft word document which provides the home learning you are looking for.

Year 7: Subject - History		
What they have already learnt in Year 7	Current learning in Year 7	Future learning in Year 7
Half term 1: Norman conquest of England Half term 2: Castle development and medieval life Half term 3: Medicine through time	Half term 4: Democracy through time	Half term 5: Society through time Half term 6: Society through time
Internet links you can use to help revise and strengthen learning	Internet links you can use to help with current learning	Internet links that can be used to help with future learning (pre-learning)
Half term 1: Norman conquest of England https://www.bbc.co.uk/3/tesse/topics/civ/96/articles/23/96/	Half term 4: Democracy through time https://www.bbc.co.uk/3/tesse/topics/civ/96/articles/23/96/	Half term 6: Society through time https://www.bbc.co.uk/3/tesse/topics/civ/96/articles/23/96/
Half term 2: Castle development and medieval life https://www.bbc.co.uk/3/tesse/topics/civ/96/articles/23/96/		
Half term 3: Medicine through time https://www.bbc.co.uk/3/tesse/topics/civ/96/articles/23/96/		
Tasks to be completed at home	Tasks to be completed at home	Tasks to be completed at home
Norman conquest of England	Democracy through time	Society through time

Task:	Task 1:	Task:
<ul style="list-style-type: none"> Read the information and create a 1066AD timeline of events. Design your timeline in the style of the Bayeux Tapestry. <p>Castle development and medieval life</p> <p>Task:</p> <ul style="list-style-type: none"> Read the information and answer the question – Medieval life was tough for those living at the time. How far do you agree? Explain your answer Take the on-line quiz. <p>Medicine through time</p> <p>Task:</p> <ul style="list-style-type: none"> Read the information and answer the following question: <ol style="list-style-type: none"> Were any beliefs at the time about the causes of the Black Death sensible? Explain. Were any of the cures for the Black Death helpful? Would they help a person trying to recover from the Black Death? Explain Was the Black Death a total disaster for England? Explain Take the on-line quiz. 	<ul style="list-style-type: none"> Use the first link above. Read through the information and watch the video. Complete the test to see what you have learnt Question to answer- In what ways did Magna Carta make England more fair? <p>Task 2:</p> <ul style="list-style-type: none"> Read the information and create a biography of Emmeline Pankhurst who was a woman who helped women gain the right to vote in 1918. Take the on-line quiz. Find out about Millicent Fawcett. She was another woman who helped women gain the right to vote in 1918. 	<ul style="list-style-type: none"> Read the information and decide how much Sheffield changed during this period, e.g. Industrial period. Question – Decide which period in time (e.g. the Industrial period) was the most important in the development of Sheffield.